


Step-by-Step Reading Program

Matching Exercise; c, h, ch, v, z

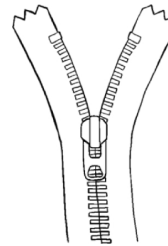
Instructions: Point to each letter at the top of the page and ask the students to say the sound it shows. Say the first word slowly, pointing to each letter or to the blank space as you say each sound. Tell the students to fill in the blank with the letter that shows the missing sound. Repeat with the other words. *Adapted from the Step-by-Step Reading Program Level A Workbook 1.*

Goal: To understand how the /c/, /h/, /ch/, /v/ and /z/ sounds are represented.


van



cot



hen



zip



chin

