


Step-by-Step Reading Program

Fill-in-the Blank Exercise: s, h, sh

Instructions: Point to each letter at the top of the page and ask the students to say the sound it shows. Say the first word slowly, pointing to each letter or to the blank space as you say each sound. Tell the students to fill in the blank with the letter that shows the missing sound. Repeat with the other words. *Adapted from the Step-by-Step Reading Program Level A Workbook 1.*

Goal: To distinguish the /s/ and /h/ sounds from the /sh/ sound, and to recognize that the letter pair 'sh' represents a different sound than 's' or 'h' alone.


s h sh



___ ell




___ am



___ ip



fi ___



___ at